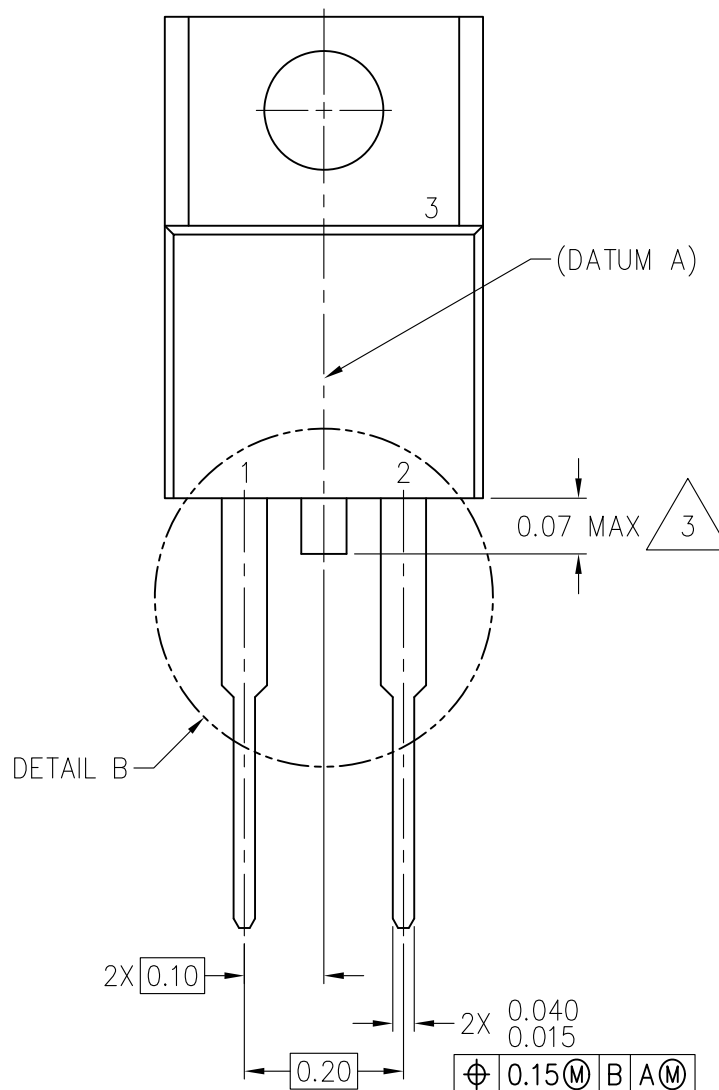
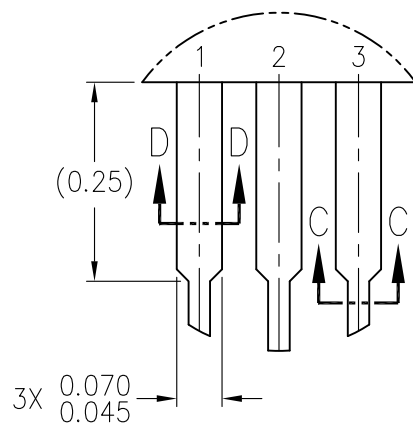


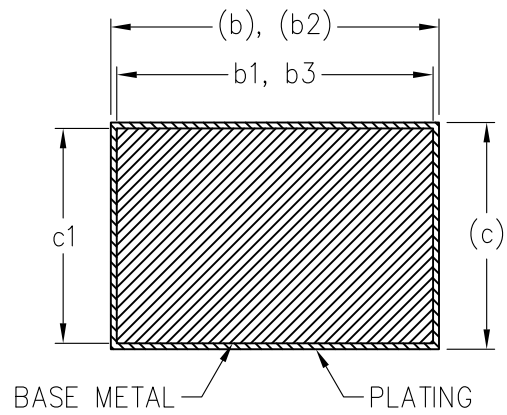
VIEW A-A



VARIATION AC



DETAIL B



SECTION C-C & D-D

TABLE 1

VARIATIONS (ALL DIMENSIONS SHOWN IN INCHES)												
SYMBOL	AA			NOTES	PMFM–V4–I			NOTES	PMFM–V3[4]–I			NOTES
	MIN	NOM	MAX		MIN	NOM	MAX		MIN	NOM	MAX	
b					.015	.027	.040		.015	.027	.040	
b1					.015	---	.038		.015	---	.038	
b2					.045	0.57	.070		.045	0.57	.070	
b3					.045	---	.068		.045	---	.068	
c					.014	---	.024		.014	---	.024	
c1					.014	---	.022		.014	---	.022	
øP					.139	---	.161		.139	---	.147	
Q					.100	---	.135		.100	---	.120	
NOTES	INACTIVATED				1, 2				1, 2			
REF	10–421				10–421				10–421			
ISSUE	K				K				K			

NOTES:

1. DIMENSIONING AND TOLERANCING PER ASME Y14.5–1994.

2. ALL DIMENSIONS ARE IN INCHES.



CENTER LEAD REMOVED IN VARIATION AC.



CHAMFER OPTIONAL.



DIMENSIONS DO NOT INCLUDE MOLD FLASH. MOLD FLASH SHALL NOT EXCEED .005 INCH PER SIDE. THESE DIMENSIONS ARE MEASURED AT THE OUTERMOST EXTREME OF THE PLASTIC BODY.



THERMAL PAD CONTOUR OPTIONAL WITHIN DIMENSION AREA.



DIMENSION ZONE IS WHERE STAMPING AND SINGULATION IRREGULARITIES ARE ALLOWED.

STP (3D) FILE RECORD

3D FILE NAMES MAY EXCEED LENGTH REQUIREMENTS FOR SOME SOFTWARE TOOLS.

STP FILE NAME	ISSUE	DATE	ITEM NUMBER

TASK GROUP CONTRIBUTORS

ON SEMICONDUCTOR

CHANGE RECORD

IF THE CHANGE INVOLVES ANY WORDS ADDED OR DELETED (EXCLUDING DELETION OF ACCIDENTALLY REPEATED WORDS), THE CHANGE IS TO BE INCLUDED BELOW. PUNCTUATION CHANGES MAY OR MAY NOT BE INCLUDED.

INITIAL ISSUE: –	DATE: –	ITEM NUMBER: –
------------------	---------	----------------

CHANGE RECORD HISTORY:

ISSUE: J	DATE: APRIL 1987	ITEM NUMBER: 10–243
----------	------------------	---------------------

ISSUE: K	DATE: APRIL 2002	ITEM NUMBER: 10–421
----------	------------------	---------------------

ISSUE: L	DATE: JANUARY 2019	ITEM NUMBER: 10–456
----------	--------------------	---------------------

LOCATION	CHANGED FROM:	CHANGED TO:
ALL SHEETS		UPDATED TO CURRENT FORMAT
ALL SHEETS, TITLE	FLANGE MOUNTED HEADER FAMILY (PERIPHERAL TERMINALS)	PLASTIC MULTI POSITION FLANGE MOUNT MIXED TECH, 0.10 IN PITCH PACKAGE
SHEET 1, PKG DESIGNATOR	(V,W,U,X1–X4) FR–SCDS	PMFM–V4–I PMFM–V3[4]–I
SHEET 1	0.355/0.330	0.371/0.330
SHEET 5, TABLE 1		UNTABULATED SYMBOLS: A, A1, A2, D, D1, D2, E, E1, E2, e, e1, N, H1, L, L1, L2
SHEET 6, NOTE 5	DIMENSIONS D AND E DO NOT	DIMENSION DOES NOT
SHEET 6, NOTE 6	DIMENSIONS D2, E, E1 AND H1.	DIMENSION AREA.
SHEET 6, NOTE 7	DIMENSIONS E2 AND H1 DEFINE A ZONE	DIMENSION ZONE IS

ISSUE: L.01	DATE: DECEMBER 2020	ITEM NUMBER: 10–456E
-------------	---------------------	----------------------

LOCATION	CHANGED FROM:	CHANGED TO:
SHEET 1	0.54±0.40	0.54±0.04